

# UNIQUELY DESIGNED LIFTS

HD Homelift Solutions  
Product catalogue  
2024



ARITCO CERTIFIED PARTNER



[www.hdhomelift.com](http://www.hdhomelift.com)

# ABOUT HD Homelift Solutions

## HD HOMELIFT SOLUTIONS CORP. IS AN AUTHORIZED PARTNER OF ARITCO LIFTS.

Lift commonly known as elevator to Filipinos, is an essential platform to carry passengers from one level to another.

"In the Philippines, the number of older people is increasing rapidly, faster than growth in the total population."  
- [www.ageingasia.org](http://www.ageingasia.org)

Filipino families are looking for ways to age in place, HD Homelift can help you with that and to maintain a level of comfort and mobility throughout the years.



As value-oriented individuals, "maaa-

sahan" is the key in terms of selecting brands.  
Reliable. Dependable.

Our partnership with Aritco enables us to provide our clients with customized lifts from Aritco factory in Sweden to fit in your home in terms of comfort, functionality and design.

We provide lift solutions to both new and existing buildings that will make every corner of your home accessible to all family members.





# UNIQUELY DESIGNED FOR YOUR HOME

## Aritco HomeLift

Datasheet 2024

We know every home is unique, and your home is a special place for you. You have picked every colour, every piece of furniture and every bit of decoration to create a home that is designed for your family, for your life and for your comfort.

Aritco HomeLift is designed to be that extra feature of your home. It is decorative and is a spectacular design feature, which makes your home unique. It provides you with that extra feeling of luxury, and it ignites the full potential of your home.

For more information please visit [www.hdhomelift.com](http://www.hdhomelift.com)



  
ARITCO™



# ARITCO HOMELIFT

## DESIGNLIGHT

### CARRIER AND CONTROL PANEL

The carrier consists of the L-shaped platform and a DesignWall that moves up and down when you travel in the lift. The lift is controlled from the control panel in the middle of the DesignWall. By turning and pushing the unique SmartControl on the control panel, you choose the floor and start the journey.

### LIFT FLOOR



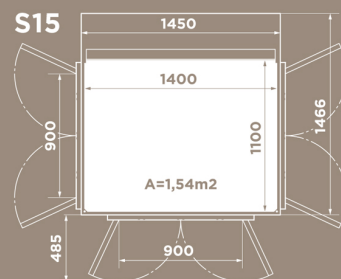
### LIFT COLOUR



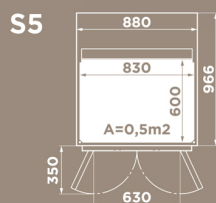
### DOORS

Doors are installed in the lift walls on each floor. The doors are double doors, i.e. two leaves with a central opening. The door leaves are made of glass with painted profiles.

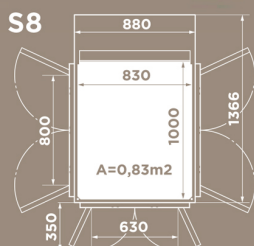
### LIFT GLASS



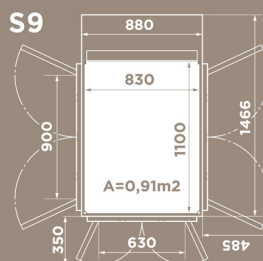
Size: 1100x1400 mm  
Rated load: 400 kg / 5 pers.



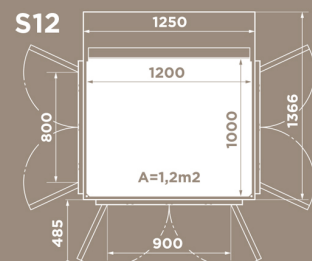
Size: 600x830 mm  
Rated load: 250 kg / 2 pers.



Size: 1000x830 mm  
Rated load: 250 kg / 3 pers.



Size: 1100x830 mm  
Rated load: 250 kg / 3 pers.



Size: 1000x1200 mm  
Rated load: 400 kg / 5 pers.

## Product summary

<p><b>TOP HEIGHT</b></p> <p><b>Minimum 2225 to 4000 mm</b></p> <p><b>INSTALLATION</b></p> <p>Recessed installation 37 mm below floor</p> <p>Installed directly on the floor with a ramp</p> <p><b>Power supply:</b> 230 V 1-phase 400 V 3-phase</p>	<p><b>TYPE OF LIFT</b></p> <p>Home lift intended for installation in private homes. Only to be used in buildings without public access.</p> <p><b>INDOOR</b> INSTALLATION ENVIRONMENT</p>	<p></p> <p><b>RATED SPEED</b></p> <p>Max <b>0,15 m/s</b> inside Europe Max <b>0,30 m/s</b> outside Europe</p>	<p></p> <p><b>DRIVE SYSTEM</b></p> <p>Patented screw and nut system</p>	<p><b>CONTROL FROM CARRIER CONTROL PANEL</b></p> <p>Hold to run – press and hold For installations outside Europe – One touch operation (press one time)</p> <p><b>WARRANTY</b></p> <p>Aritco Homelift comes with a <b>5-year warranty</b>. The screw-and-nut assembly has a <b>10-year warranty</b></p> <p><b>10 YEAR</b> DRIVE TECHNOLOGY WARRANTY</p> <p><b>5 YEAR</b> PRODUCT WARRANTY</p>	<p><b>NUMBER</b></p> <p></p> <p>2 to 6 floors</p> <p><b>TECHNICAL COMPLIANCE</b></p> <p>European Machine directive 2006/42/EC European standard EN 81-41</p>
---	---	---	---	--	--

**TRAVEL HEIGHT**

**500–15 000**  
**500–18 000**  
**millimeter**

# ARITCO DESIGN CONCEPT

## Design concept Shanghai

by Alexander Lervik

Shanghai is a vibrant city in China that combines traditional Chinese culture with modernity. It's known for its skyscrapers, futuristic architecture, and vibrant street life.

*My first visit in Shanghai inspired me to the pattern for the Shanghai DesignWall. The city has all these fantastic patterns in houses, street windows and you find new ones wherever you go. The brown-bronze color scale is also reflected in the overall color scheme of the lift.*

- Alexander Lervik

Lift color: Bronze  
DesignPanels: Mahogany  
DesignWall: Shanghai  
Control panel color: Bronze  
Flooring: Bolon Sisal Nature Black



  
ARITCO™

# ARITCO DESIGN CONCEPT

## Design concept Berlin

by Alexander Lervik

Berlin is a dynamic city in Europa with a rich history and thriving art and design scene. It's known for its creativity, alternative culture and innovative architecture.

*Berlin is for me the Cultural capital of Germany. Is the city in the world that offers the greatest contrasts in its urban environment. From the exclusive streets with well-kept houses to the run-down streets with plaster falling off the houses. And in the middle of all this an explosion of culture, life and creativity. These variations inspired to the pattern for the Berlin DesignWall and to the concrete pattern on the DesignPanels.*

- Alexander Lervik

Lift color: Jet Black  
DesignPanels: Concrete  
DesignWall: Berlin  
Control panel color: Anthracite Grey  
Flooring: Bolon Truly Precis



  
ARITCO™



# ARITCO DESIGN CONCEPT

## Design concept Abu Dhabi

by Alexander Lervik

The capital of the United Arab Emirates and a city that is growing rapidly. It has an exciting mix of traditional Arabic architecture and modern buildings.

*The Abu Dhabi design concept convey a sophisticated and luxurious feel and the whole concept is inspired by the gold color scale. The lift is painted in a gold shade scale color with pearl effect. The traditional Persian patterns have inspired me when I created the DesignWall pattern.*

- Alexander Lervik

Lift color: Gold  
DesignPanels: Oak  
DesignWall: Abu Dhabi  
Control panel color: Gold  
Flooring: Bolon Truly Preci



  
ARITCO™

# Explore

## Aritco HomeLift DESIGN CONCEPT

### Background

The **Aritco HomeLift** was launched in 2016 and was the first of its kind. With its strong characteristics based on the Scandinavian design values, with open glass shaft and clean lines, it started a new era within the home lift industry. Today Aritco is one of the leading brands and the category of home lifts are shaped by the look that Aritco once created.

Aritco is now launching a new series of features for customization possibilities. Enhancing the possibilities for owners to create that special look that fits their homes perfectly, Aritco gives you an opportunity to apply any picture or pattern that you want for the DesignWall, choose among more flooring options, covering panels patterns and colors of the lift. Hard to choose yourself? Check in one of our four to be launched concepts, designed by Alexander Lervik.



### DesignWall



### Lift color



### Control panel options



### DesignPanel



### Floor



### Glass pattern

(Option on standard clear glass)



DIAMOND




MESH

CLEAR GLASS  
Standard

TINTED GLASS  
Optional


### Ceiling



STARS  
Standard



SPHERE  
Optional



CEILING OPEN  
Optional

### DesignLight



WHITE  
Standard



COLOR  
Optional

COOL WHITE  
Standard

WARM WHITE  
Standard

# OUR MOST SPACE EFFICIENT HOME LIFT

## Aritco HomeLift Compact Datasheet 2024

Sometimes great things come in small packages. Our most space-efficient lift, the Aritco HomeLift Compact, opens up a world of possibilities in homes that were previously considered too limited in space. With its modern design, customizable features, and connectivity, the home lift offers the advantages of being small combined with the ability to think big.

Aritco HomeLift Compact comes with a unique Aritco Scandinavian design; a sleek platform design including a DesignWall and control panel with integrated handrail, double doors and contemporary and flexible shaft glass solutions.

For more information please visit [www.hdhomelift.com](http://www.hdhomelift.com)





# ARITCO HOMELIFT COMPACT

HomeLift Compact  
Product catalogue  
2023

Aritco Homelift Compact: Accessibility, Design & Space Efficiency

The platform is in its basic execution delivered with a side wall (fullheight) including the control panel.

The full height wall comes with a LED light cap, a mirror and a control panel with integrated handrail.

The control panel is built up of two parts, the front part with the control panel with integrated handrail where the destination buttons are located and the back part with alarm button, emergency stop, max weight and number of persons and if ordered autodialer and keylock

## Lift color



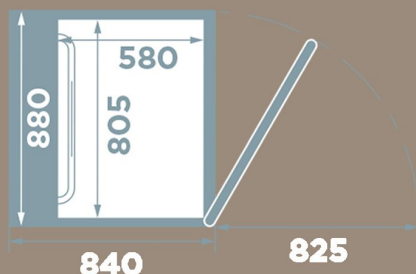
## Doors

The landing doors that are installed at each landing are of two different types, large glass doors which is a swing door with one door blade and double door with two door blades with central opening.

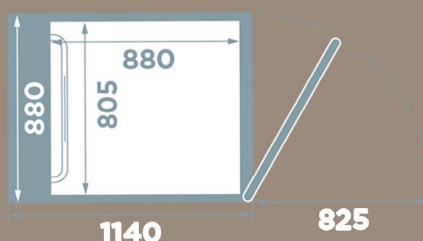
## Lift Glass



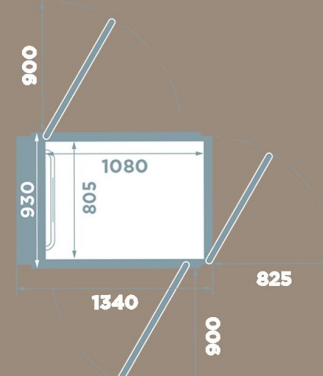
## Floorings



Carrier size: 580 x 805 mm  
External dim: 840 x 880mm  
Rated load: 250 kg/ 2 persons



Carrier size: 880 x 805mm  
External dim: 1140 x 880mm  
Rated load: 250 kg / 2 persons



Carrier size: 1080 x 805mm  
External dim: 1340 x 930mm  
Rated load: 250 kg / 2persons

## Product Summary

### TOP HEIGHT

Always  
2 248 mm

### INSTALLATION

Recessed installation  
50 mm below floor  
level Installed directly  
on floor with 50mm  
ramp



Power supply:  
230 V 1-phase

### TYPE OF LIFT

Homelift  
intended for  
transportation  
of person in  
buildings where  
the users are  
known

**INDOOR**  
Installation  
Environment



**RATED  
SPEED**  
Max 0,15  
m/s

### TRAVEL HEIGHT

1600 - 15 000  
MILLIMETER

### CONTROL FROM CARRIER CONTROL PANEL

Hold to run (press and hold)  
**One-touch operation**(press one  
time)



**DRIVE  
SYSTEM**  
Patented  
screw and nut  
system

### WARRANTY

Aritco Homelift  
Compact comes  
with a 5-year  
warranty.  
The  
screw-and-nut  
assembly has a  
10-year warranty



### NUMBERS



2 to 6 FLOORS



### TECHNICAL COMPLIANCE

European Machine  
Directive 2006/42/EC  
European Standard EN  
81-41

# ACCESSIBILITY FOR YOUR HOME

## Aritco HomeLift Access

Datasheet 2024

Aritco HomeLift Access is designed to give access to all parts of your house for both you and your family as well as your friends. Practical and smart with sizes for all needs. With an option to personalize it with details such as glass walls, a range of various colours and different materials.

### Advantages offered by Aritco HomeLift Access:

- Design, sizes and options created for a home environment
- Minimum interventions in the house
- Option for a "half-height door" on the top floor
- 95% recyclable materials
- Patented screw/nut technology (no oil that can leak)
- The lowest maintenance and operating costs on the market
- Equipped with our SmartSafety system with safety features for home environments.

For more information please visit [www.hdhomelift.com](http://www.hdhomelift.com)



  
**ARITCO™**



# ARITCO HOMELIFT ACCESS

## LIFT COLOUR

Can be painted in any RAL colour from the Chart K7 classic chart (except for pearl and fluorescent colours).

## DOORS

4 different door types to choose from. Large glass door, double hinged glass door, EI60 fire proof door and half height door.

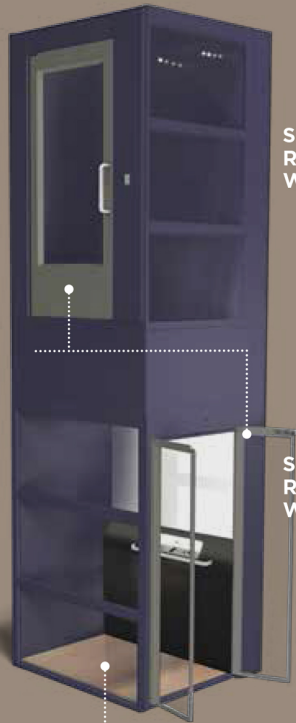
## GLASS

2 different glass types to choose from.

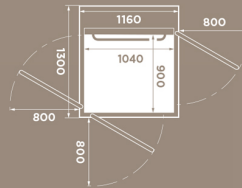


## FLOOR

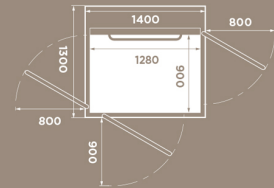
8 different floorings to choose from.



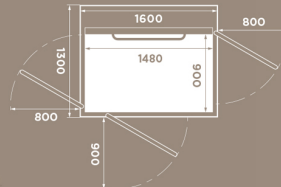
\* National guidelines may apply. Wheelchair Type A and B according to EN 12183/EN 12184.



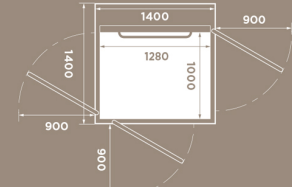
**Size:** 900 x 1040 mm  
**Rated load:** 250 kg / 2 pers.  
**Wheelchair:** -



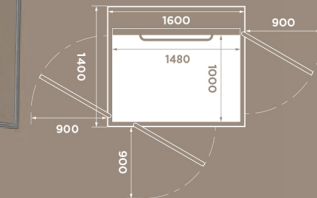
**Size:** 900 x 1280 mm  
**Rated load:** 410 kg / 5 pers.  
**Wheelchair:** Lone user or type A\*



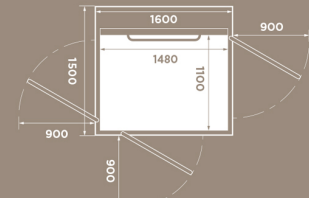
**Size:** 900 x 1480 mm  
**Rated load:** 410 kg / 5 pers.  
**Wheelchair:** A or B with attendant\*



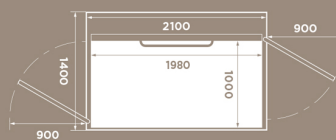
**Size:** 1000 x 1280 mm  
**Rated load:** 410 kg / 5 pers.  
**Wheelchair:** Lone user or type A\*



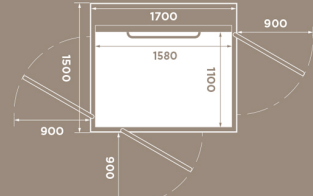
**Size:** 1000 x 1480 mm  
**Rated load:** 410 kg / 5 pers.  
**Wheelchair:** A or B with attendant\*



**Size:** 1100 x 1480 mm  
**Rated load:** 410 kg / 5 pers.  
**Wheelchair:** A or B with attendant, adjacent entry\*



**Size:** 1000 x 1980 mm  
**Rated load:** 500 kg / 6 pers.  
**Wheelchair:** A or B with attendant\*



**Size:** 1100 x 1580 mm  
**Rated load:** 500 kg / 6 pers.  
**Wheelchair:** A or B with attendant, adjacent entry\*

## Product summary

**TOP HEIGHT**  
**Minimum 2240 mm**

**INSTALLATION**  
Recessed installation  
50 mm below floor

Installed directly on the floor with 50 mm ramp

**Power supply:**  
230 V 1-phase  
400 V 3-phase

**TYPE OF LIFT**  
Home lift intended for installation in private homes. Only to be used in buildings without public access.

**INDOOR**  
Outdoor version also available

**RATED SPEED**  
Max 0,15 m/s inside Europe  
Max 0,25 m/s outside Europe

**DRIVE SYSTEM**  
Patented screw and nut system  
2.2 kW motor

**TRAVEL HEIGHT**  
**500–13 000 millimeter**

**CONTROL FROM CARRIER CONTROL PANEL**  
Hold to run – press and hold  
For installations outside Europe  
- One touch operation (press one time)

**NUMBER OF FLOORS**  
2 to 6 floors

**WARRANTY**  
Aritco Homelift Access comes with a **5-year warranty**.  
The screw and nut assembly has a **10-year warranty**.

**TECHNICAL COMPLIANCE**  
European Machine directive 2006/42/EC  
European standard EN 81-41

Emergency lowering: Battery-powered

# ACCESSIBILITY IN PUBLIC & COMMERCIAL BUILDINGS

## Aritco PublicLift Access

Datasheet 2024

Aritco PublicLift Access is designed to make public and commercial buildings accessible for everyone. The lift expresses Scandinavian design and features a backlit panel and lit handlebar.

### Advantages offered by Aritco PublicLift Access:

- Design, sizes and options tailored for public environments
- 95% recyclable materials
- Patented screw and nut technology (no oil that can leak)
- The lowest maintenance and operating costs on the market
- Equipped with our SmartSafety system with safety features for public environments

For more information please visit [www.hdhomelevator.com](http://www.hdhomelevator.com)



  
ARITCO™

# ARITCO PUBLICLIFT ACCESS

## LIFT COLOUR

Can be painted in any RAL colour from the Chart K7 classic chart (except for pearl and fluorescent colours).

## GLASS

2 different glass types to choose from.

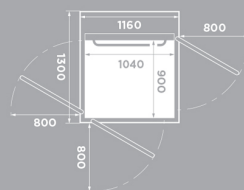


## FLOOR

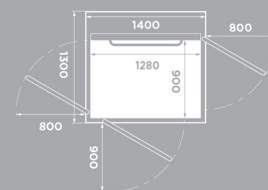
9 different floorings to choose from.



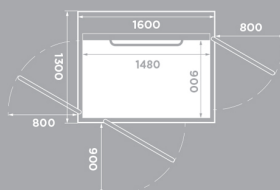
\* National guidelines may apply. Wheelchair Type A and B according to EN 12183/EN 12184.



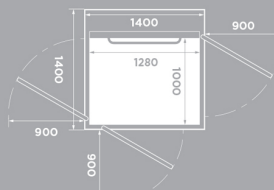
**Size:** 900 x 1040 mm  
**Rated load:** 250 kg / 2 pers.  
**Wheelchair:** -



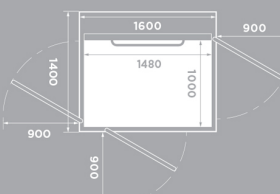
**Size:** 900 x 1280 mm  
**Rated load:** 410 kg / 5 pers.  
**Wheelchair:** Lone user or type A\*



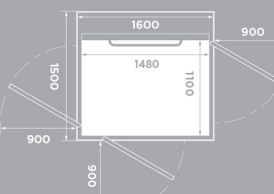
**Size:** 900 x 1480 mm  
**Rated load:** 410, 500 kg / 5, 6 pers.  
**Wheelchair:** A or B with attendant\*




**Size:** 1000 x 1280 mm  
**Rated load:** 410 kg / 5 pers.  
**Wheelchair:** Lone user or type A\*



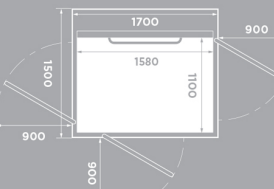
**Size:** 1000 x 1480 mm  
**Rated load:** 410, 500 kg / 5, 6 pers.  
**Wheelchair:** A or B with attendant\*



**Size:** 1100 x 1480 mm  
**Rated load:** 410, 500 kg / 5, 6 pers.  
**Wheelchair:** A or B with attendant, adjacent entry\*



**Size:** 1000 x 1980 mm  
**Rated load:** 500 kg / 6 pers.  
**Wheelchair:** A or B with attendant\*



**Size:** 1100 x 1580 mm  
**Rated load:** 500 kg / 6 pers.  
**Wheelchair:** A or B with attendant, adjacent entry\*

## Product summary

<b>TOP HEIGHT</b> <b>Minimum 2240 mm</b>  <b>INSTALLATION</b> <b>Recessed installation</b> 50 mm below floor <b>Installed directly on the floor</b> with 50 mm ramp <b>Power supply:</b> 230 V 1-phase 400 V 3-phase	<b>TYPE OF LIFT</b> Platform lift intended for installation in public environments. <b>INDOOR</b> Outdoor version also available.	 <b>RATED SPEED</b> Max <b>0,15 m/s</b> 0,25 m/s for installations outside Europe	 <b>DRIVE SYSTEM</b> Patented screw and nut system 2.2 kW motor	<b>CONTROL FROM CARRIER CONTROL PANEL</b> <b>Hold to run</b> - press and hold <b>For installations outside Europe</b> - One touch operation (press one time)	<b>NUMBER OF FLOORS</b>  2 to 6 floors
		<b>TRAVEL HEIGHT</b> <b>500-13 000 millimeter</b>	<b>WARRANTY</b> Aritco PublicLift Access comes with a <b>5-year warranty</b> . The screw-and-nut assembly has a <b>10-year warranty</b>	<b>TECHNICAL COMPLIANCE</b> European Machine directive 2006/42/EC European standard EN 81-41	

Emergency lowering: Battery-powered



# FOR OUTDOOR USAGE

## Outdoor Lift

Aritco Outdoor Lifts is designed for outdoor use. All outdoor lifts are delivered with yellow chromate guides to avoid corrosion.

### Several advantages offered by Aritco Outdoor Lift

- Space efficient solution
- Corrosion class C3 for painted parts
- 'A' rated energy consumption according to VDI4707
- 95% recyclable materials
- Patented screw/nut technology (no oil that can leak)
- The lowest maintenance and operating costs on the market

For more information please visit [www.hdhomelift.com](http://www.hdhomelift.com)



# ARITCO OUTDOOR LIFT

## LIFT COLOUR

Can be painted in any RAL colour from the Chart K7 classic chart (except for pearl and fluorescent colours).

## SHAFT PANELS

EPS or glass. Glass shaft panels only for windload up to 10 m/s.

## OPTIONS

- Door canopies
- L-bracket
- Roof
- Heater
- Machine side cladding

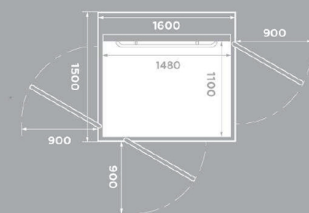
## FLOOR

9 different floorings to choose from.



## GLASS

4 different glass types to choose from.










**Size:** 1100 x 1480 mm

**Rated load:** 410, 500 kg / 5, 6 pers.

**Wheelchair:** A or B with attendant, adjacent entry\*

\* National guidelines may apply. Wheelchair Type A and B according to EN 12183/EN 12184.

## Product summary

<div>TOP HEIGHT</div> <div>Minimum 2240 mm</div> <div></div> <div>INSTALLATION</div> <div>Recessed installation 50 mm below floor</div> <div>Installed directly on the floor with 50 mm ramp</div> <div> Power supply: 230 V 1-phase 400 V 3-phase</div>	<div>TYPE OF LIFT</div> <div>Platform lift intended for installation in public environments.</div> <div><div>OUTDOOR</div><div>INSTALLATION ENVIRONMENT</div></div>	<div></div> <div>RATED SPEED</div> <div>Max 0,15 m/s</div> <div><div>TRAVEL HEIGHT</div><div>500 – 10 000 millimeter</div><div></div></div>	<div></div> <div>DRIVE SYSTEM</div> <div>Patented screw and nut system 2.2 kW motor</div>	<div>CONTROL FROM CARRIER CONTROL PANEL</div> <div>Hold to run – press and hold For installations outside Europe - One touch operation (press one time)</div> <div><div>WARRANTY</div><div>Aritco Outdoor Lift comes with a 5-year warranty. The screw-and-nut assembly has a 10-year warranty</div></div> <div><div>NUMBER OF FLOORS</div><div></div><div>2 to 6 floors</div></div> <div><div>TECHNICAL COMPLIANCE</div><div>European Machine directive 2006/42/EC European standard EN 81-41</div></div>
<div>Max windload: 25 m/s</div> <div>For windload above 10 m/s lift must be fixed against a wall</div> <div>Corrosion class: C3 for painted parts</div>	<div></div> <div></div>	<div>Conditions</div> <div><ul style="list-style-type: none"><li>• Environment conditions -5°C to +40°C. If installed in climates cooler than -5°C an external shaft is needed around the lift.</li><li>• Snow load max 2kN/m²</li><li>• Installation above ground level and with a drained pit</li></ul></div>	<div><ul style="list-style-type: none"><li>• Installation not recommended in salt or chlorine enhanced environment</li><li>• Doors only installed towards the outdoor environment</li></ul></div> <div>If these conditions can not be followed the lift must be installed in an external shaft</div>	



# CONTROL YOUR LIFT EASILY

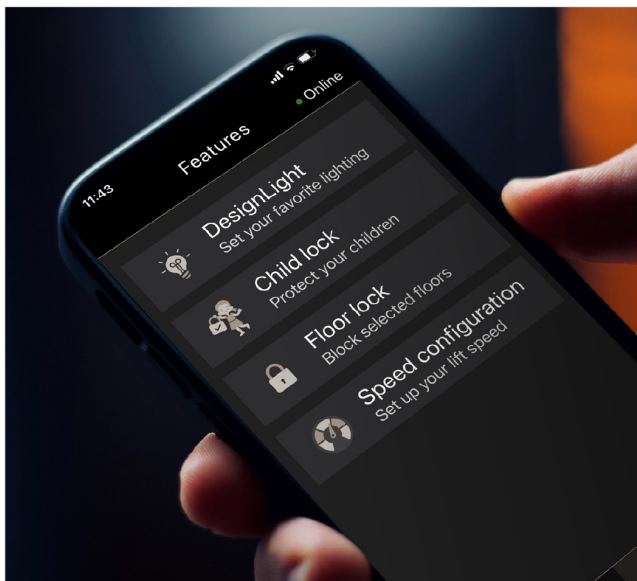
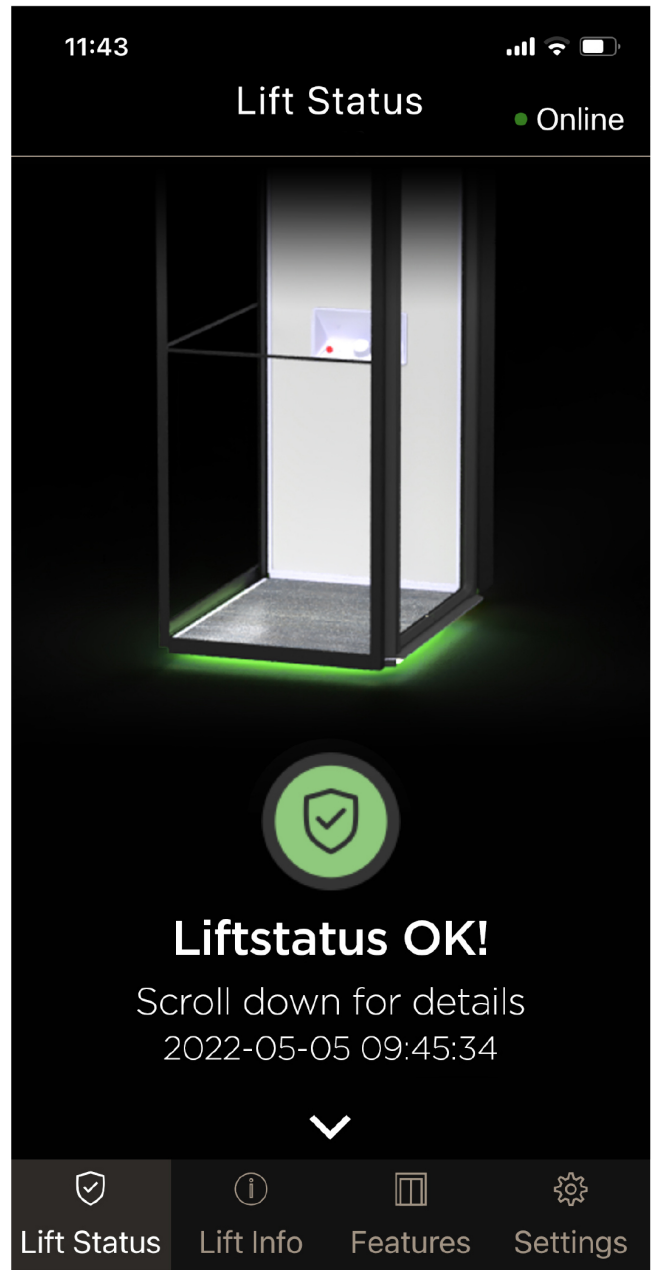
## Aritco SmartLift App Datasheet 2024

With the Aritco SmartLift App we offer a great experience for you as an Aritco lift owner in order to feel safe and to be fully updated of your lift's status.

The first information you will receive when you open up the app is the safety check "Lift Status", ensuring a safe ride.


The Aritco SmartLift App will also indicate when it is time for the next service.

If your maintenance provider is connected to the Aritco SmartLift Fleet Management System they can see if your lift is in good health or if support or maintenance is needed.



  
ARITCO™

# Explore Aritco SmartLift App

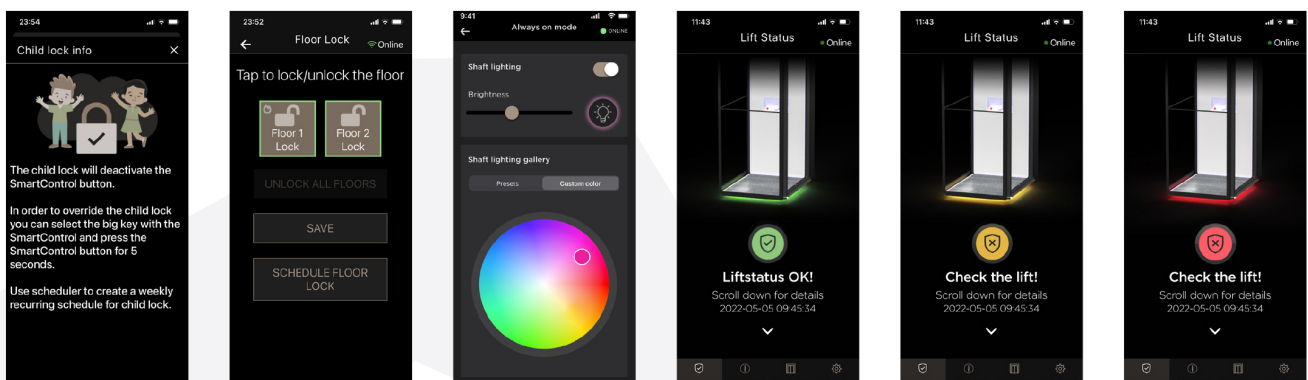


## Key functionality

The Aritco lifts<sup>1</sup> are SmartLift enabled which means you get live status information in the app and the maintenance provider can get access to a Fleet management system for remote monitoring and support of the lift.

Lift Status		<b>Lift status OK!</b> The lift is OK.		<b>Check the lift!!</b> The lift has warnings and user should check the error message and contact a maintenance provider depending on the type of problem.		<b>Check the lift!!</b> The lift has active alarms and the user should check the message and contact a maintenance provider to fix the problem.
Maintenance indicator	Indicates when it is time for the next service.					
Child lock	Lock the lift so it cannot be operated from the platform. This feature can be activated instantly and you can create a weekly recurring schedule.					
Floor lock	Lock a floor so you cannot travel to this floor. This feature can be activated instantly and you can create a weekly recurring schedule.					
DesignLight	The user can configure 3 different modes for the lights. <b>Always on</b> , where the lights in the lift are always on. <b>Fade</b> , where the lights fade to the user configured level when the lift is not in use. <b>Energy saving</b> , which turn off all lights when the lift is not in use. If the lift is equipped with the color LED you can set the color of the shaft lights via the app.					
Speed	For lifts with the high speed option the user can set the desired travel speed. *					
App download	Can be downloaded from: <b>Apple App Store, Google Play and Huawei AppGallery.</b>					

<sup>1</sup>not applicable for Aritco9000 and Aritco PublicLift Cabin



\* Only available outside CE and UKCA markets.

# WORLD- CLASS QUALITY

## **Aritco 5-year Product Warranty**

Information sheet 2024

Aritco sets a new industry standard by including a 5- year product warranty on all lift models.

Aritco is the first in the industry to offer a 5-year product warranty on all products. In addition, we offer a 10-year warranty on the drive technology.

Ensuring the safety and reliability of our products are top-tier has always been at the top of our agenda. Introducing the product warranty further reinforces and demonstrates that commitment.

For details, see reverse side or [aritco.com](https://aritco.com)



## Warranty






# OUR HOMELIFTS IN ACTION



ARITCO HOMELIFT S12  
4-STOREY HOUSE  
PASIG CITY



ARITCO HOMELIFT S12  
3-STOREY TOWNHOUSE  
CONGRESSIONAL, QUEZON CITY



ARITCO HOMELIFT S9  
4-STOREY HOUSE  
AYALA HEIGHTS, QUEZON CITY



ARITCO HOMELIFT S12  
4-STOREY HOUSE  
PHILAM- QUEZON CITY



# OUR HOMELIFTS IN ACTION



ARITCO HOMELIFT COMPACT  
4-STOREY BUILDING  
JERSEY, QUEZON CITY



ARITCO PUBLIC ACCESS  
3-STOREY BUILDING  
CONGRESSIONAL, QUEZON CITY



ARITCO HOMELIFT ACCESS  
4-STOREY BUILDING  
PROJECT 8, QUEZON CITY



ARITCO OUTDOOR LIFT  
3-STOREY COMMERCIAL  
TALISAY, CEBU



Visit our social media for more  
Aritco Homelift projects!



@HDHomelift



@hdhomelift.official



@HDHomelift



HD Homelift Official

ARITCO CERTIFIED PARTNER



3rd Floor, 129 Congressional Avenue, Project 8  
Quezon City, Metro Manila

09171346482/ (02)8573 3348  
info@hdhomelift.com

