

ARITCO PUBLICLIFT ACCESS

LIFT COLOUR

Can be painted in any RAL colour from the Chart K7 classic chart (except for pearl and fluorescent colours).

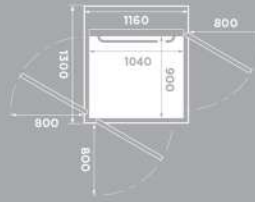
GLASS

2 different glass types to choose from.

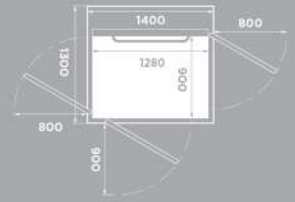


FLOOR

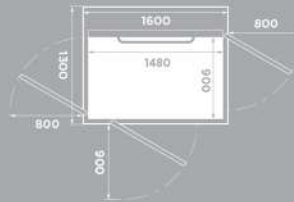
9 different floorings to choose from.



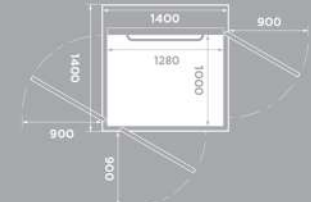
Size: 900 x 1040 mm
Rated load: 250 kg / 2 pers.
Wheelchair: -




Size: 900 x 1280 mm
Rated load: 410 kg / 5 pers.
Wheelchair: Lone user or type A*



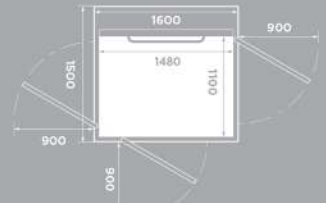
Size: 900 x 1480 mm
Rated load: 410, 500 kg / 5, 6 pers.
Wheelchair: A or B with attendant*



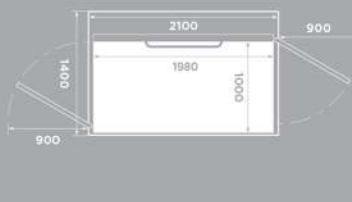
Size: 1000 x 1280 mm
Rated load: 410 kg / 5 pers.
Wheelchair: Lone user or type A*



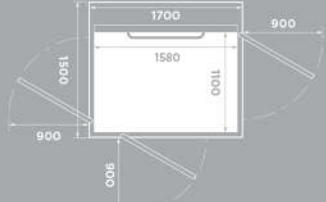
Size: 1000 x 1480 mm
Rated load: 410, 500 kg / 5, 6 pers.
Wheelchair: A or B with attendant*



Size: 1100 x 1480 mm
Rated load: 410, 500 kg / 5, 6 pers.
Wheelchair: A or B with attendant, adjacent entry*



Size: 1000 x 1980 mm
Rated load: 500 kg / 6 pers.
Wheelchair: A or B with attendant*



Size: 1100 x 1580 mm
Rated load: 500 kg / 6 pers.
Wheelchair: A or B with attendant, adjacent entry*

* National guidelines may apply. Wheelchair Type A and B according to EN 12183/EN 12184.

Product summary

<p>TOP HEIGHT</p> <p>Minimum 2240 mm</p>	<p>TYPE OF LIFT</p> <p>Platform lift intended for installation in public environments.</p>	<p>RATED SPEED</p> <p>Max 0,15 m/s 0,25 m/s for installations outside Europe</p>	<p>DRIVE SYSTEM</p> <p>Patented screw and nut system 2.2 kW motor</p>	<p>CONTROL FROM CARRIER CONTROL PANEL</p> <p>Hold to run - press and hold For installations outside Europe - One touch operation (press one time)</p>	<p>NUMBER OF FLOORS</p> <p>2 to 6 floors</p>
<p>INSTALLATION</p> <p>Recessed installation 50 mm below floor</p> <p>Installed directly on the floor with 50 mm ramp</p>	<p>INDOOR Outdoor version also available</p>	<p>TRAVEL HEIGHT</p> <p>250-13 000 millimeter</p>		<p>WARRANTY</p> <p>Aritco PublicLift Access comes with a 24 month warranty. The screw and nut assembly has a 10 year warranty.</p>	<p>TECHNICAL COMPLIANCE</p> <p>European Machine directive 2006/42/EC European standard EN 81-41</p>
<p>Power supply: 230 V 1-phase 400 V 3-phase</p>				<p><i>Emergency lowering: Battery-powered</i></p>	